

# Artful Dodgers Spring Term Selection 2010



Spend over £200 and receive 5 free books for your library. Books will vary (while stocks last)



### Ready Mix Paint

12 x 600 ml – 2 each of red, blue, white and yellow, 1 each of orange, black, brown and green.


SP0979 12 assorted £9.93



### Foam Leaves

Ideal for printing projects. Autumn Leaves – Pack of 8.

SP1382 £1.62



Pack of 10

### Nylon Brushes

SP1711 Size 12 £6.63  
SP1712 Size 18 £7.31

### Chubbie Markers

8 colours: red, yellow, blue, orange, brown, purple, green and black.

SP1378 Standard £6.58

8 colours: gold, silver, bronze, violet, blue, red, green and magenta.

SP1690 Metallic £6.99

## Save 10% when you spend over £150



### 10 Metre Poster Paper

Individual rolls £2.89

**Bulk Buy and Save 5%**

SP1287 10 assorted £27.45

### Rainbow Sugar Paper



Bulk buy pack – one of each size – A2, A3, A4.

**Saving 10%**

SP1370 £16.78

### Paper and Card

**Special Bulk Buy!**  
**Save 15% on paper and card - worth £35.81 now only £30.43**



**Save 15%**

500 sheets A2 Junior Art paper, 300 sheets play paper, 200 sheets intensive card and 200 sheets pastel card.

SP1371

£30.43

### Primary Colour Pack



5 – 10m x 762mm Poster Rolls.  
5 – 2 x 7.6m Strips Scalloped Edged Bordettes. Blue, yellow, red, orange and green.

SP1710 **Save 5%** £27.17

### Corrugated Wavy Bordette®

2 x 7.6m strips



SP0596 Pack of 6 £18.00



### Washable PVA

SP0411 1 litre £1.85  
SP0412 5 litre £6.83  
SP0413 500ml £1.32


### Glue Spreaders



SP0407 Pack of 10 £0.72

**Bulk Buy and Save 10%**

SP1281 Box of 120 £7.77



### Ferby Colouring Pencils

SP0891 12 Nat Barrel £4.99

**Bulk buy and save 19%**

SP0893 Box of 96 £32.30

### Giotto Turbo Max

Maxi fibre pens. Water-based colours, washes off skin with soap and warm water.



SP1678 Pack of 12 £2.49

**Bulk Buy and Save 10%**

SP1679 Pot of 48 £9.09

### Giotto Patplume



Soft like dough, long lasting as plasticine. Use over and over again. Assorted colours.

SP1744 12x150g bars £15.00

### Giotto Schoolpack Modelling Tool Kit

Great value pack of modelling tools and press-out cutters for the whole class. 95 assorted pieces.



SP1685

£22.75

### Yellow Feathers



SP0218 20g bag £2.85

### Polystyrene Eggs

Assorted sizes



SP1757 Pack of 30 £4.80

### Mini Chicks



SP0119 Pack of 20 £1.75

### Spun Paper Eggs



SP0127 Pack of 30 £8.38

### A4 Spring Paper and Card



Includes colours for Valentine's Day, Easter and Mother's Day.

SP1373

£8.70

50 card – 50 paper



### Pastel Card


SP0080 A3 Pack of 100 £7.49

SP0081 A4 Pack of 200 £7.40

### Face Paint Kit

These fun, themed kits will cover approx 50 faces. Great for plays, fairs and fundraisers.

Each kit contains 8 colours, 1 sponge and 1 brush.



|        |                   |       |
|--------|-------------------|-------|
| SP0391 | Fiesta & Carnival | £9.35 |
| SP0394 | Rainbow           | £9.35 |
| SP0395 | Wild Faces        | £9.35 |

Please call or see our website for individual colours, brushes, sponges and books.

[www.artfuldodgers.co.uk](http://www.artfuldodgers.co.uk) for our full range



### A4 White Card

SP0108 Pack 100 Thick £3.31

SP0107 Pack 200 Thin £4.43

### Heart Doilies



SP0211 Pack of 30 £2.43

### Spangle Hearts



SP0311 50g bag £1.40

### Foam Hearts & Flowers



SP0241 250 per pack £2.20

### Acrylic Jewels



Flat-backed jewels bring a regal touch to collage.

SP0243 70g bag £2.20

**Bulk buy and save 25%**

SP1706 500g pack £11.82



### Ribbons

100g pack of assorted ribbons for weaving, plaiting and tying.

SP0252 £2.39



### Glitter Dots

10 metres of self-adhesive sparkle. Assorted colours.

SP0236 10 Metres £2.37

### Corrugated Nature Trail



Colourful corrugated die cut butterflies, dragonflies,

SP0680 Pack of 250 £4.68



### Self-adhesive Wiggly Eyes

SP0266 Pack of 100 £2.38

**Bulk buy and save 10%**

SP1301 Pack of 1000 £21.42



### Craft Sticks

SP0194 100 ass colours £1.45

SP0195 1000 ass £11.60

SP0197 100 plain £0.64

**Bulk buy and save 20%**

SP0196 1000 plain £5.50



### Sequins

Pretty sequins add sparkle and glamour to children's work.

SP0304 50g bag £1.38

**Bulk buy and save 25%**

SP0307 500g pack £10.35



### Coloured Feathers

25g bag of feathers in bright, electric colours.

SP0216 £2.97

### Tissue Flower Kit



SP0344 £5.00

### Geometric Foam Shapes



SP0221 250 per pack £3.00

### Corrugated Flowers



SP0677 Pack of 50 £2.19



### Standard Pipe Cleaners

Assorted colours. 150mm long.

SP0280 Pack of 100 £1.54

**Bulk buy and save 20%**

SP0273 Pack of 1000 £12.44



### Wooden Letters – Caps

SP1749 1 set £7.00

**Bulk buy and save 15%**

SP1750 5 sets £29.75



### Wooden Letters – Small

SP1735 1 set £7.00

**Bulk buy and save 15%**

SP1736 5 sets £29.75

### Spring Tissue



SP0864 Pack of 48 ass £2.84

### Spring Crepe



SP0686 Pack of 10 ass £4.41

**For your free catalogue or to order call 0845 458 2588**

### Playground Chalk

Great for giant-sized drawings or games in the playground. Washes off pavements. Assorted chunky chalks.



SP0113 Tub of 20 £2.54

### Rainbow Crayons



A firm favourite with children.

SP1402 Pack of 25 £4.36

### Ferby Graphite Pencils



SP0881 Box of 36 £13.26

SP0880 Pack of 12 £4.42

### Jumbo Twin Hole Pencil Sharpener

Sharpen pencils between 7.5mm and 11mm with this useful twin hole sharpener.




SP1330 Each £0.48



### Creative Books

A4, 32 page, plain workbook.

SP1728 Pack of 25 £7.75



### Plain/Lined Workbooks

200mm x 165mm – 32 pages

SP1724 Pack of 25 £3.50



### Scrapbooks

SP0875 Each £0.54

Ass colours

SP0876 Each £0.54

Black pages



### Assorted Merit Stickers

Pack of 12 Sheets

SP0753 £4.44

### Coloured Sand



350g Shakers.

Individual colours £1.33

**Bulk buy and save 10%**

SP1394 Pack of 8 £9.58

### Dolly Pegs with stands



SP1708 Pack of 10 £1.14

### Face Masks



Pack of 10

SP0245 Assorted £4.93

SP0244 White £4.42

### Bucket of Shells



A lovely selection of shells in a handy storage jar. Perfect for counting and sorting activities and for nature tables.

SP0349 500g bucket £5.55



# Easter and Spring Crafts

## at Artful Dodgers

[www.artfuldodgers.co.uk](http://www.artfuldodgers.co.uk)



### Polystyrene Eggs (Hanging):

The image shows simple ways of decorating your Easter Eggs, using paint, ribbon, acrylic jewels and pipe cleaners.

### Humpty Dumpty:

Use the largest size of the polystyrene eggs, to create your Humpty Dumpty. Paint the bottom half of the egg blue and use pipecleaners to create his legs and arms, securing them with glue to the back of the egg. Stick on wiggly eyes and use felt to create the mouth and dicky bow.

### Nests:

1. Bend one end of a pipe cleaner over creating a loop (about 40mm long) and twist it to the remaining pipe cleaner to secure it.
2. Thread the long end of the pipe cleaner through the loop and bend it back round in a circle. Continue weaving the pipe cleaner up and over and round, tucking the end in between the layers. Tuck in one end of each new pipe cleaner and continue threading to create a woven basket design. The overall size of your nest will depend on how many pipe cleaners you add.
3. Add feathers to your nest to finish it off.

**You will need:** polystyrene eggs, ribbons, jewels, wiggly eyes, paint, pipecleaners, feathers and felt.

### Products You Will Need:

|        |   |        |
|--------|---|--------|
| SP1757 | Polystyrene Eggs Pk 30                        | £ 4.80 |
| SP0252 | Ribbons                                       | £ 2.13 |
| SP0243 | Acrylic Jewels 70g Bag                        | £ 2.20 |
| SP1706 | Acrylic Jewels 500g Bag (25% Bulk Buy Saving) | £11.82 |
| SP0266 | Wiggly Eyes Pk 100                            | £ 2.38 |
| SP1301 | Wiggly Eyes Pk 1000 (10% Bulk Buy Saving)     | £21.42 |
| SP0979 | Ready Mix Paint 12 ass                        | £ 9.93 |

### Flower Spoon:

1. Decorate the spoon head as desired, by attaching your decorations to the back of the spoon. (Image shows the use of Foam Hearts – other suggestions include geometric foam shapes, pom poms, acrylic jewels.)
2. Use wiggly eyes and felt to create your face.
3. Finish off by tying some pretty ribbon around the top of the spoon handle.




**Flower Spoons will brighten any plant pot for Mother's Day!**

**Hearts are the perfect Valentine gift for Mum!**

### Valentine Hearts:

1. Secure a length of ribbon between two heart shaped doilies, leaving enough ribbon for a handle and glue both hearts together.
2. Make two bows from ribbon and secure one on either side of the doilie.
3. Decorate with acrylic jewels.



**You will need:** ribbons, jewels, wiggly eyes, foam hearts and flowers, doilies, felt, wooden spoons.

### Products You Will Need Continued:

|        |  |        |
|--------|--|--------|
| SP0131 | Remnant Felt 454g Bag                                    | £ 7.35 |
| SP0280 | Standard Pipe Cleaners Pk 100 ass                        | £ 1.54 |
| SP0273 | Standard Pipe Cleaners Pk 1000 ass (20% Bulk Buy Saving) | £12.44 |
| SP0277 | Chenille Pipe Cleaners Pk 100 ass                        | £ 3.66 |
| SP0218 | Yellow Feathers 20g Bag                                  | £ 2.85 |
| SP0216 | Coloured Feathers 25g Bag                                | £ 2.97 |
| SP0217 | Natural Feathers 25g Bag                                 | £ 2.97 |
| SP0241 | Foam Hearts & Flowers Pk 250                             | £ 2.20 |
| SP0211 | Heart Doilies Pk 30                                      | £ 2.43 |
| SP0270 | Wooden Spoons Pk 100                                     | £ 4.64 |

### Flowers and Plant Pot:

1. Bend pipecleaners into petal shapes and secure.
2. Secure a green pipecleaner over the centre of the flower and leave the long length for the stem.
3. Cut two plant pot shapes from a folded A4 card – one for the front and one for the back.
4. Decorate the plant pot as desired. (Image shows the use of Foam Flowers.)
5. Attach both flower stems to the back of one of the plant pot card shapes.
6. Attach the plant pot cards to either side of a dolly peg on a stand.

### Butterflies:

1. Cut your butterfly shape from card and decorate as desired. (Image shows the use of glitter, pom poms and wiggly eyes.)
2. Attach the butterfly to a dolly peg with stand.

#### Alternatively:

1. Bend pipecleaners into a butterfly wing shape (you will need to create a large and small set) then secure them by twisting the pipecleaners together.
2. Use a pom pom for the head and pipecleaners to make the legs and antennae.
3. Decorate the butterfly as desired.
4. Secure the butterfly to a dolly peg with stand.

**You will need:** foam hearts and flowers, wiggly eyes, pipecleaners, dolly pegs with stand, card, pom poms.



### Products You Will Need:

|        |  |        |
|--------|--|--------|
| SP0686 | Crepe Paper Pk 10 ass                        | £ 4.41 |
| SP0864 | Tissue Paper Pk 48 ass                       | £ 2.84 |
| SP0865 | Tissue Paper Shapes<br>5/10/15cm Squares ass | £ 3.57 |
| SP1708 | Dolly Pegs with Stand Pk 10                  | £ 1.14 |
| SP0096 | A4 Brite Card Pk 200                         | £ 4.77 |
| SP0286 | 10mm Pom Poms Pk 100                         | £ 1.12 |
| SP0285 | 25mm Pom Poms Pk 100                         | £ 2.42 |
| SP0284 | Pom Poms ass Pk 100                          | £ 2.55 |
| SP0330 | Glitter Pom Poms ass Pk 100                  | £ 4.20 |
| SP0331 | Bumper Pom Poms Value Pk 454g                | £11.22 |

### And Don't Forget!

|        |   |        |
|--------|---|--------|
| SP0411 | PVA Glue 1 Litre                                | £ 1.85 |
| SP0412 | PVA Glue 5 Litre                                | £ 6.83 |
| SP0413 | PVA Glue 500ml                                  | £ 1.32 |
| SP0407 | Glue Spreaders Pk 10                            | £ 0.72 |
| SP1281 | Glue Spreaders Box 120<br>(10% Bulk buy saving) | £ 7.77 |
| SP0480 | Children's Aprons Pk 10                         | £ 4.40 |

### Paper Roses:

You can make your paper roses in various sizes and colours to create a great effect.



1. Using a full fold of crepe paper, cut a width (about 50mm) straight across.
2. Unravel the crepe paper and cut the length in two (this will allow you to make two flowers from the one length). Using one length of paper, make a fold (square size) forwards and backwards, as in a concertina, along the length of crepe paper to the end.
3. Cut off both corners from one edge of the folded paper and unravel.
4. The shaped edge now created from cutting the corners will become the petals and these can be curled over by holding the shaped paper between your thumb and scissors or a ruler and scraping the paper away from you gently. Continue along the shaped edge to the end.
5. With the curled edges on the outside, and holding the bottom of the paper, roll the paper to create the centre of the flower.
6. Once you have created a firm centre, gather and pinch the next petal together around the centre of the flower, folding back the join of each new petal and continuing to gather and pinch each petal round in a circular motion to the end.
7. Secure one end of a pipecleaner around everything at the bottom to finish – the long length left, becomes the stem of the flower.
8. Cut some green leaves from crepe paper – these can be attached to the stem and under the petals of the flower for further effect.

### Tissue Paper Flowers:

1. Using 8 square sheets of tissue paper, lay one on top of the other, then make one fold across them all about 20mm in width. Fold backwards and forwards in a concertina motion to the end.
2. Secure a green pipecleaner in the centre.
3. Open out into a fan shape on either side of the pipecleaner.
4. Gently lift a sheet of paper from either side to the centre on the top. Continue the same with a sheet of paper from the bottom.
5. Continue lifting the top and bottom sheets alternatively to the end until you have a symmetrical flower.

**You will need:** crepe paper, tissue paper, ribbons, pipe cleaners.